
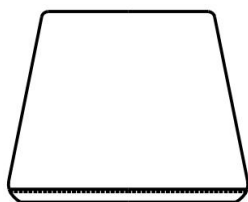


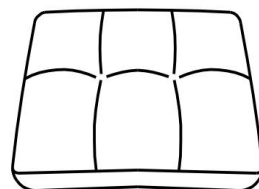
PARTS AND HARDWARE



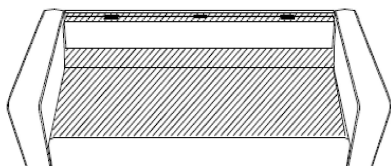
A: CHAISE SEATING CUSHION 1pc




B: SEATING CUSHION 2pcs



C: BACKREST PILLOW 3pcs



D: SOFA 1 pc

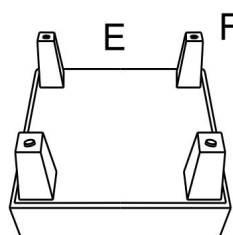
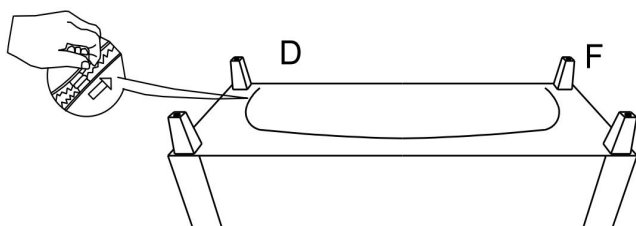


E: OTTOMAN 1 pc

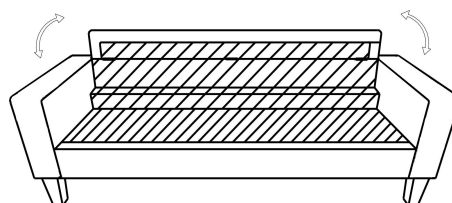
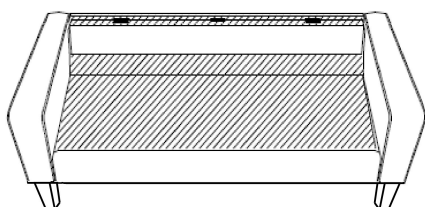


F: LEGS 8 pcs


STEP 1. FIX THE LEGS TO THE SOFA AND OTTOMAN



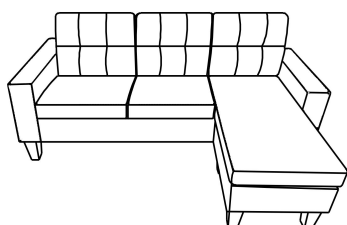
STEP 2. OPEN THE FOLDING PART




STEP 3. PUT CUSHIONS AND PILLOWS ON THE SOFA




1



2



3



4

IT IS AVAILABLE FOR PEOPLE TO CHANGE THE CHAISE DIRECTION FROM LEFT TO RIGHT.