










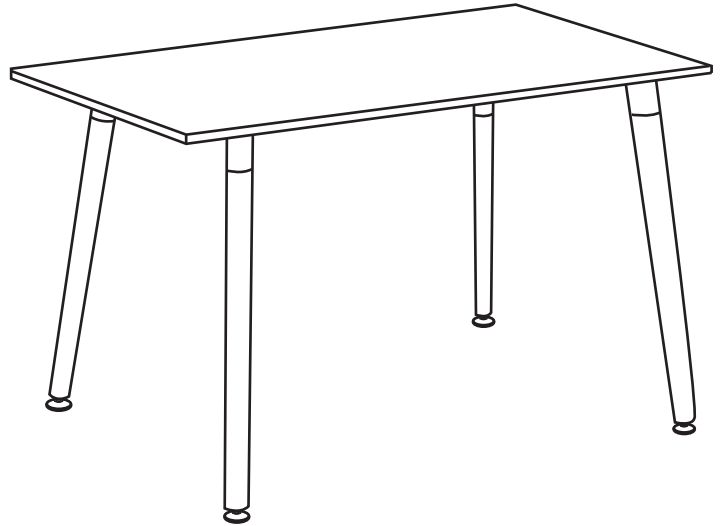


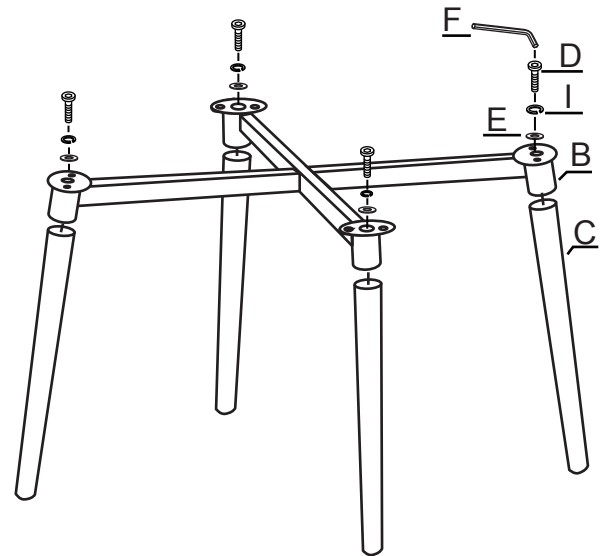
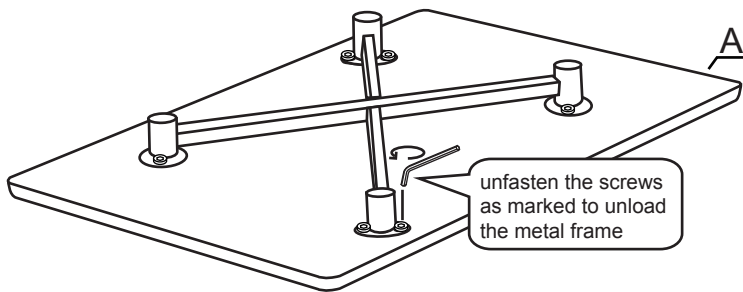
ASSEMBLY INSTRUCTION

HARDWARE LIST			
NO.	PART	DESCRIPTION	Q'TY
A		MDF top	1
B		frame	1
C		leg	4
D	 M10*30	long screw	4
E		big caps	4
F		big allen key	1
G	 M6*16	short screw	8
H		little caps	8
I		spring caps	4
J		little allen key	1
K		feet	4



step 1

step 2



step 3

step 4

