

TEWOS
RTV 200

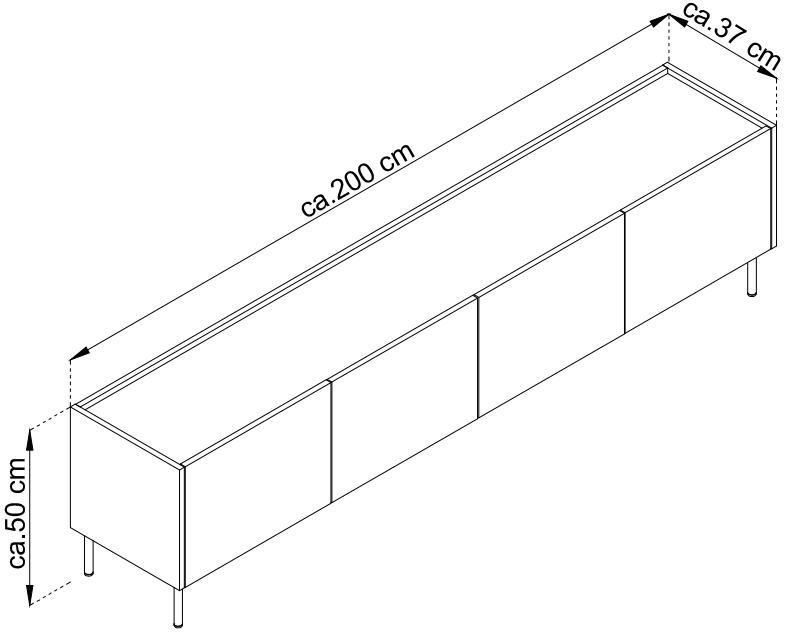

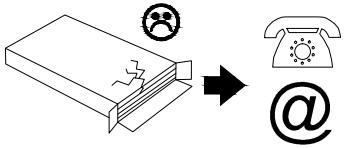

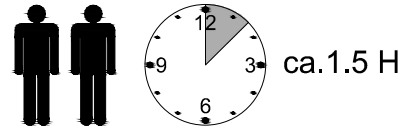

ca.1.5 H

(D) Montageanleitung
(FR) Notice de montage
(NL) Handleiding voor de montage
(CZ) Montážní návod
(HU) Szerelési útmutató
(TR) Montaj talimati

(GB) Assembly Instructions
(IT) Istruzioni di montaggio
(PL) Instrukcja montażu
(SK) Návod na montáž
(RO) Instructiuni de montaj
(RU) Инструкции по монтажу

25.11.2024

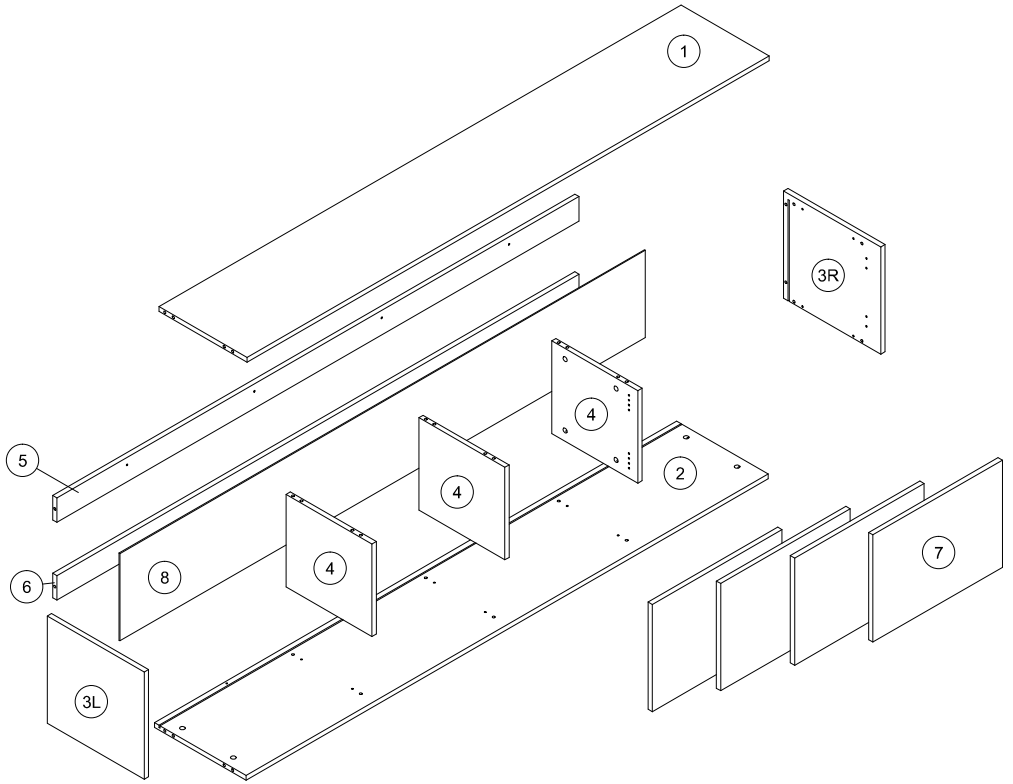

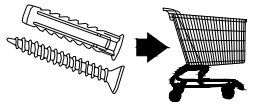

max. KG = 30 kg.

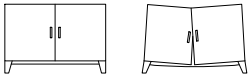

1	1968	332	16	x1	1 / 1
2	1968	345	16	x1	1 / 1
3L	350	366	16	x1	1 / 1
3R	350	366	16	x1	1 / 1
4	302	324	16	x3	1 / 1
5	1968	80	16	x1	1 / 1
6	1968	80	16	x1	1 / 1
7	350	488	16	x4	1 / 1
8	1980	285	2.5	x1	1 / 1

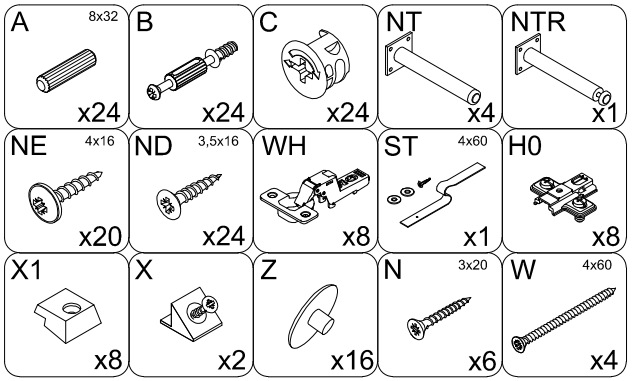

Uwaga • Upozornìní • Achtung • Attention • Caution • Figyelem
Attenzione • Opgelet • Внимание • Atenţie • Upozornenie • Dikkat

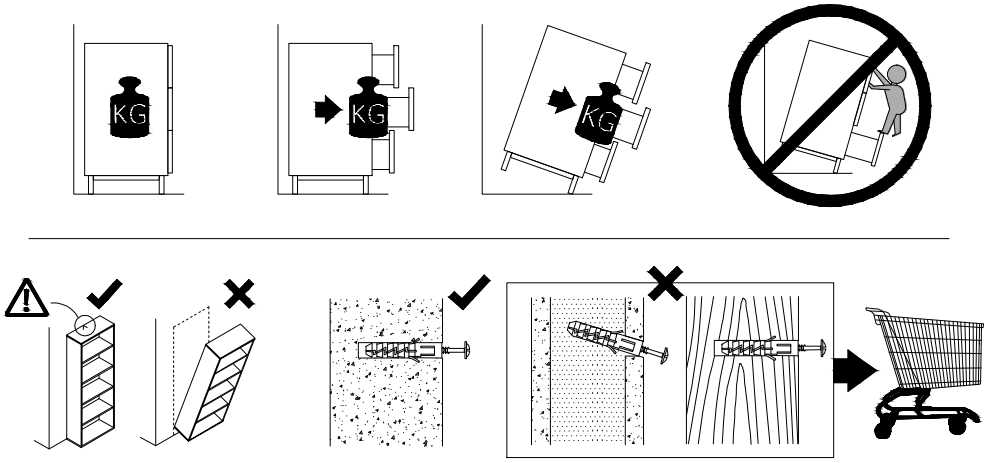

PL	Mocowanie do ściany jest jednocześnie zabezpieczeniem przed przewróceniem - koniecznie zamontować! Do niektórych rodzajów ścian koniecznie zastosować specjalne kołki mocujące.
CZ	Montáž na stěnu slouží jako ochrana proti převrhnutí - bezpodmínečně umístěte! U některých typů stěn může být zapotřebí speciální hmoždinka!
DE	Wandbefestigung dient als Kippschutz - unbedingt anbringen! bei einigen Wandtypen kann ein Spezialdübelo erforderlich sein!
GB	The wall fastening serves to prevent tipping - be absolutley sure to mount it! For certain wall types, a special wall plug may be necessary!
FR	La fixation murale sert de protection contre le basculement - à installer impérativement! Pour certains types de murs il faut des chevilles spéciales!
NL	Bevestiging aan de muur dient als kantelbescherming - zeker en vast bevestigen! Bij enkele muurtypes is een speciale plug misschien vereist!
IT	Il fissaggio alla parete serve da protezione anti-ribaltamento-attaccarla assolutamente! Per alcune strutture di parete può essere necessario un tassello speciale!
HU	A terméket a falhoz kel rögzíteni, különben az felborulhat! Eyges faltípusoknál speciális tiplit kell használni!
RU	Обязательно установите крепление на стене во избежание опрокидывания! Для некоторых типов стен может потребо- ваться специальный дюбель!
RO	Sistemul de fixare la perete serveşte ca protecţie la răsturnare - de montat obligatoriu! Pentru unele tipuri de pereţi este posibil să fie necesar un diblu special!
SK	Upevnenie ne stenu slúži ako ochrana proti prevráteniu - bezpodmienečne použite! Pre niektoré druhny stein môže byt' potrebná špecialna hmoždinka!
TR	Duvardaki sabitleme, devrilmeye karşı bir emniyet tedbiridir ve mutlaka monte edilmelidir! Bazi duvar tiplerinde bunun için özel bir dübel gerekli olabilir!

Uwaga • Upozornìní • Achtung • Attention • Caution • Figyelem
Attenzione • Opgelet • Внимание • Atenţie • Upozornenie • Dikkat

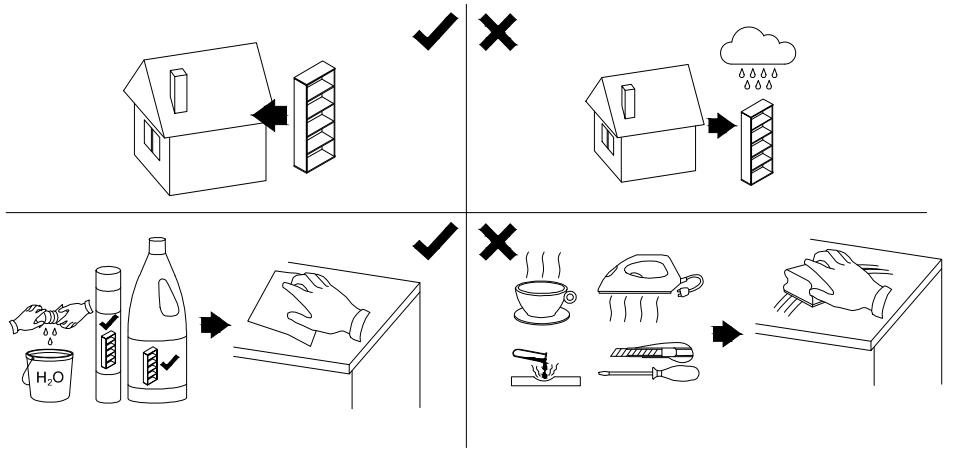

PL	Czyszczenie należy wykonać wyłącznie za pomocą ściereczki lub lekko nawilżonego ręcznika. Nie stosować środków czyszczących do szorowania.
CZ	Čistění je nutné vykonávat výhradně pomocí utěrky nebo lehce navlhčeného ručníku. Nepoužívejte čisticí prostředky obsahující abrazivní částice.
DE	Bitte nur mit einem Staubtuch oder leicht feuchtern Lappen reinigen. Keine scheuernden Putzmittel verwenden.
GB	Please only clean with a duster or damp cloth. Do no use any abrasive cleaners.
FR	Le nettoyage se fait uniquement á l'aide d'un torchon ou d'une serviette légèrement mouillée.
NL	Reinig alleen met een stofdoek of een lichtjes vochtige doek. Gebruik geen schurende poetsmiddelen.
IT	Pulire esclusivamente con un panno o un asciugamano umido.
HU	A tisztítás kizárólag törlőruha vary enyhén nedvesített törölköző segítségével végezhető. Súroló hatású tisztítószereket nem szabad használni.
RU	Очищайте от пыли тряпкой или слегка влажной ветошью.Не допускается применение чистящих средств, не пред-назначеннъіх для ухода за мебелью.
RO	Curăţare trebuie effectuată numai cu o cârpă sau cu un prosop uşor umezit. Nu utilizaţi agenţi de curăţare abrazivi.
SK	Čistení je nutné vykonávat' výhradne pomocí utierky nebo l'ahko zvlhnutým ručníkom. Nepoužívajte čistiaci prostriedky obsahujúci abrazívni častice.
TR	Lütfen sadece bir toz beziyle veya hafif nemil yumuşak bir bezle siliniz. Aşindirici temizlik malzemeleri kullanmayiniz.

1

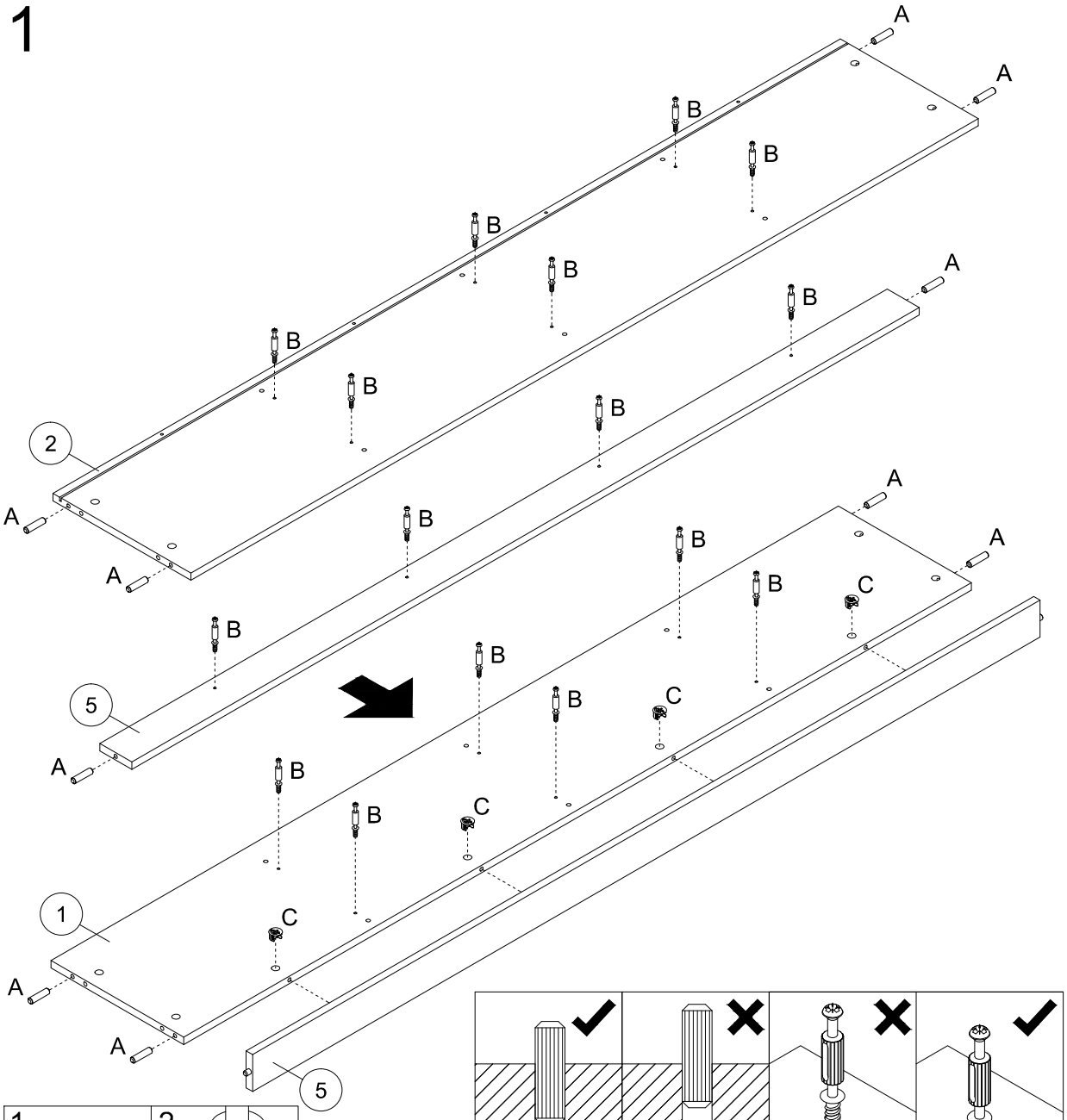

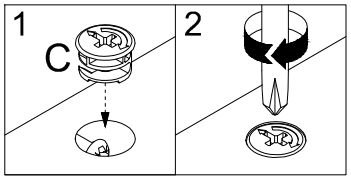

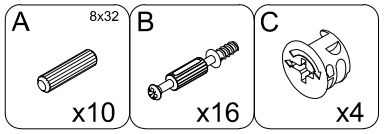

2

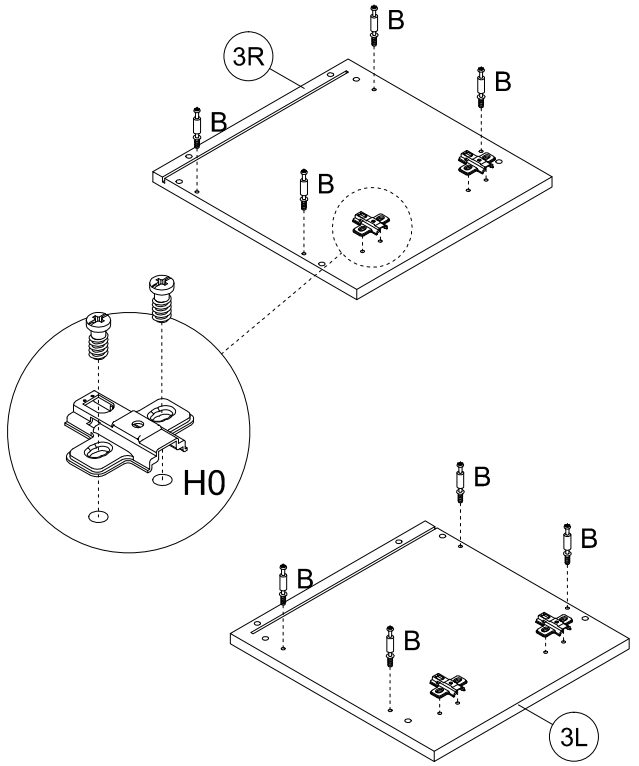

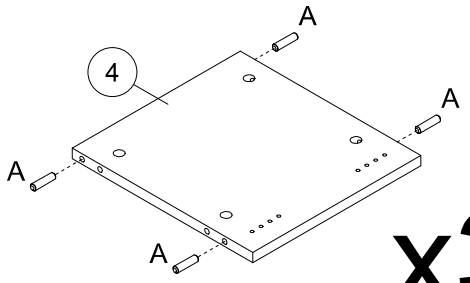

x3

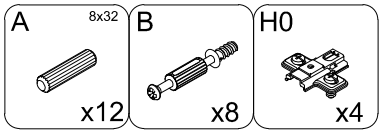

3

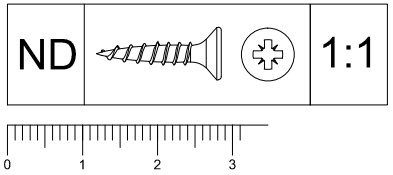
ND
1:1
0
1
2
3

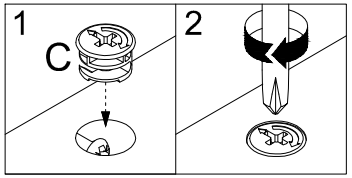
1
C
2

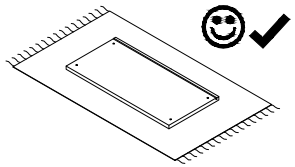

4

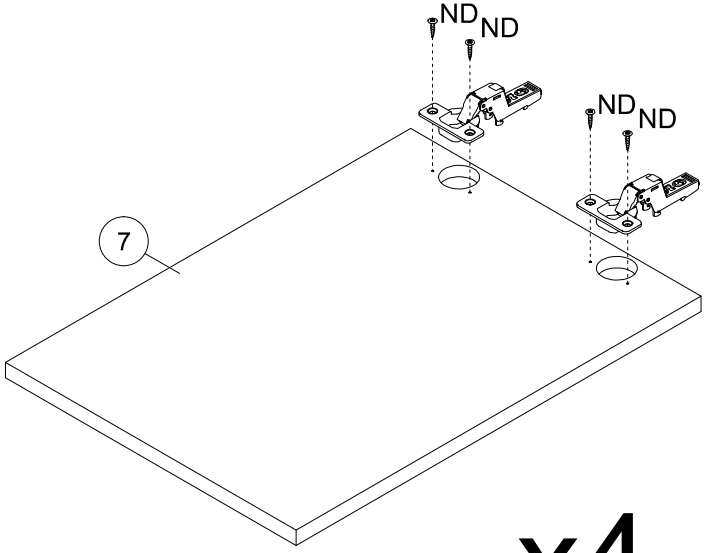
ND
ND
ND
ND
7

x4

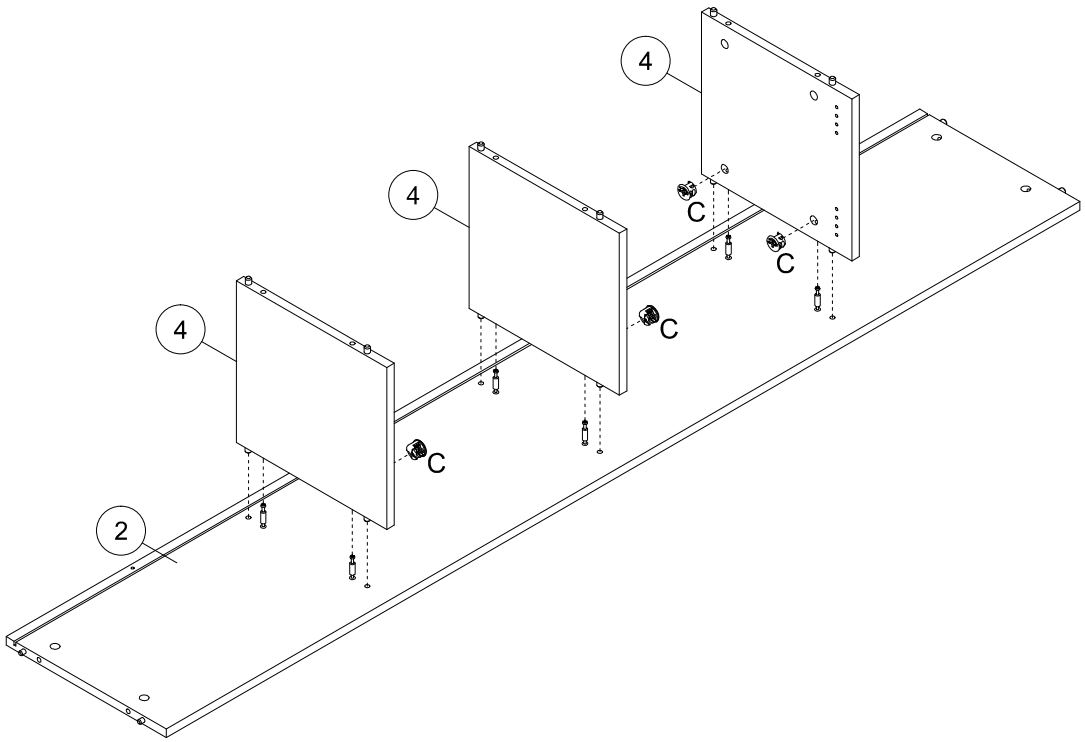
4
4
4
C
C
C
C
2

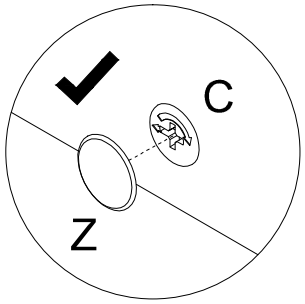
C
Z

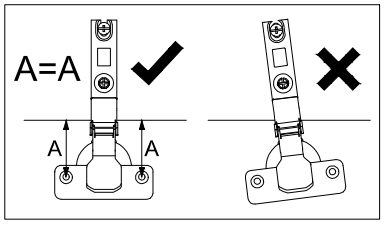
A=A
A
A

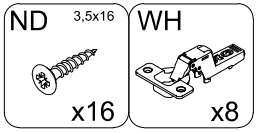
ND
3,5x16
x16
WH
x8

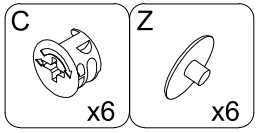
C
x6
Z
x6

5

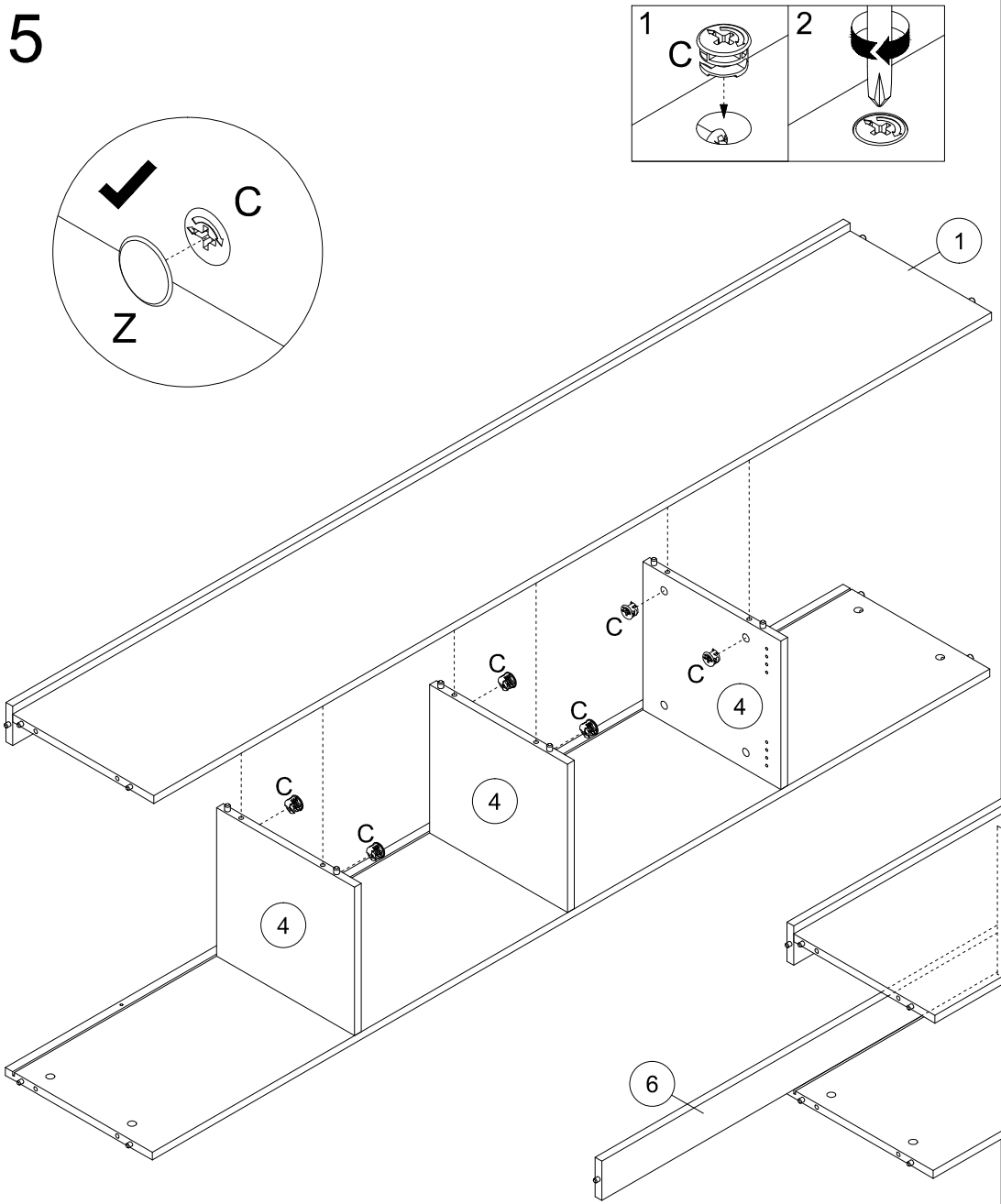

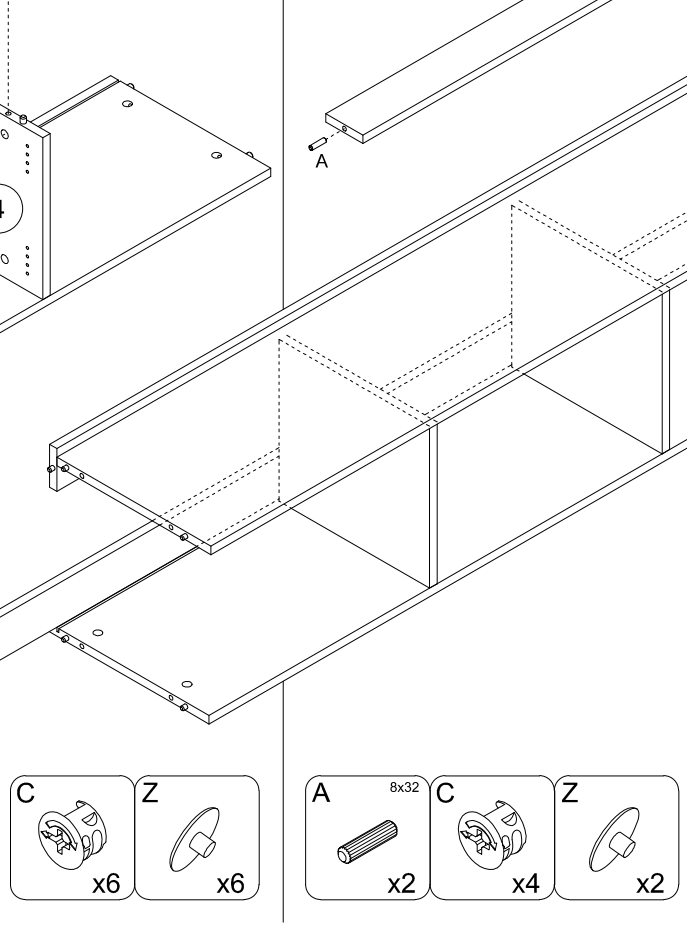

6

7

8

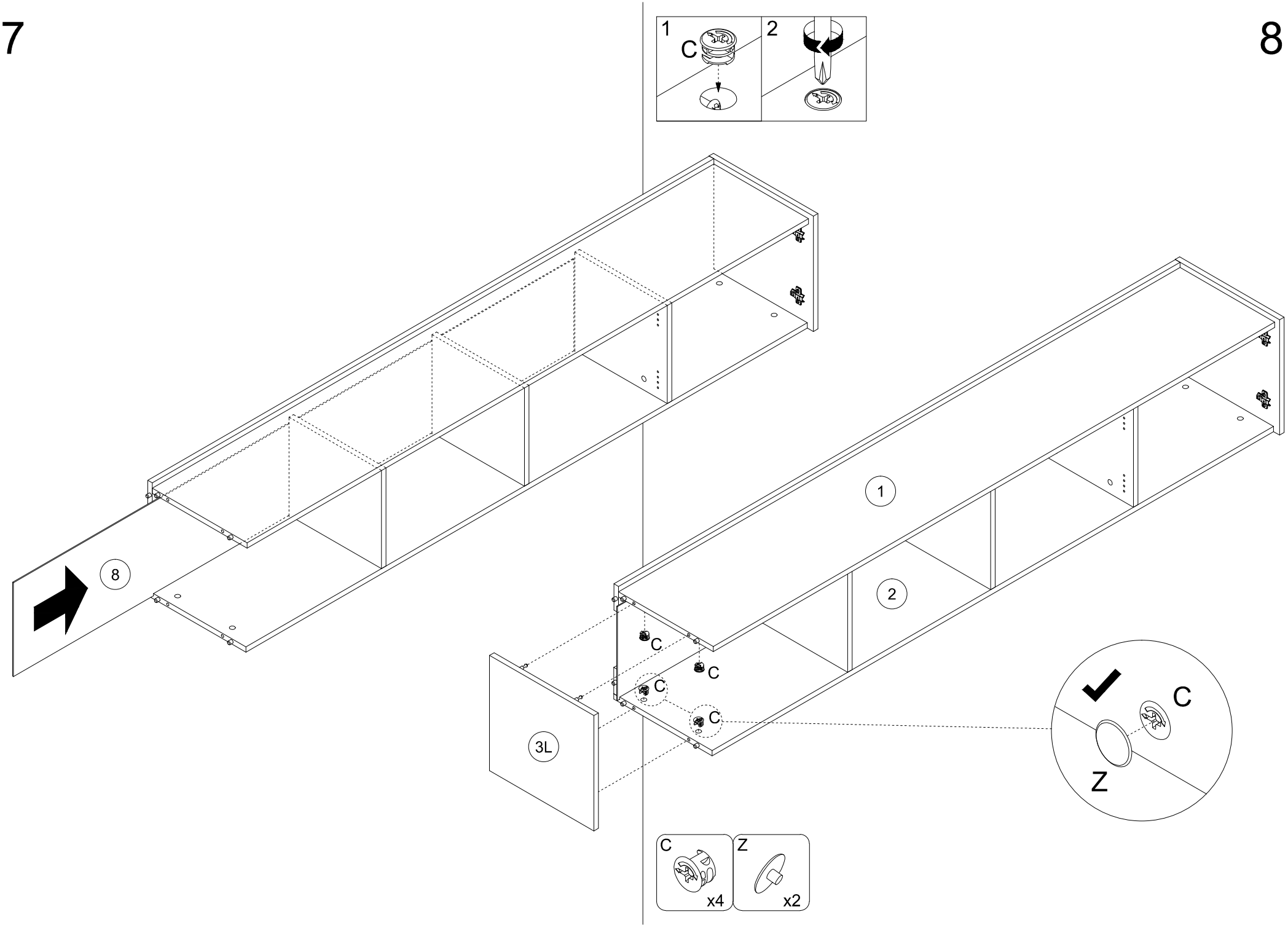

9

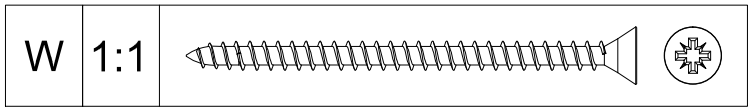
W
1:1

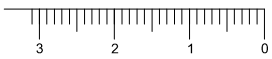
3
2
1
0

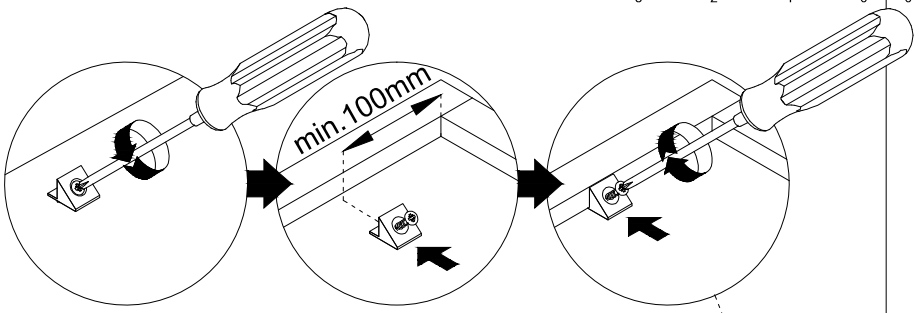
min.100mm

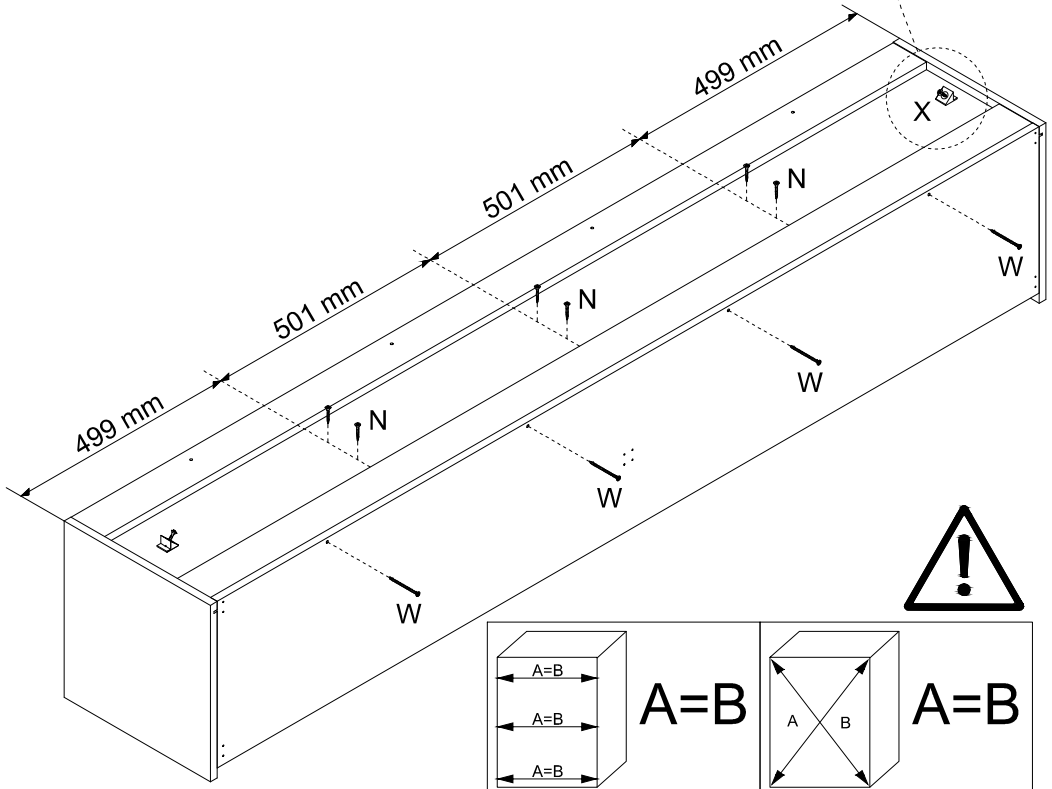
499 mm
501 mm
501 mm
499 mm
X
N
N
N
W
W
W
W

A=B
A=B
A=B
A
B
A=B

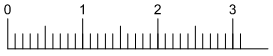
0
1
2
3

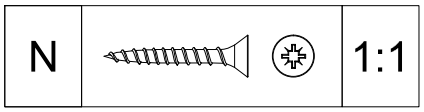
N
1:1

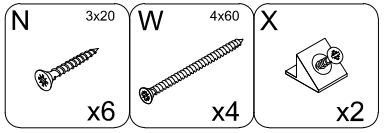
N
3x20
x6
W
4x60
x4
X
x2

10

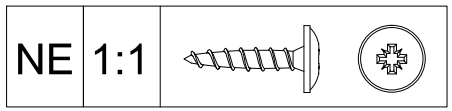
NE
1:1

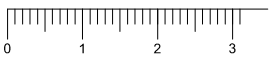
0
1
2
3

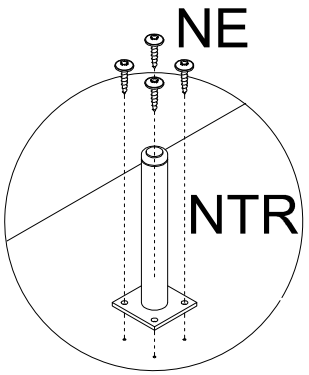
NE
NTR

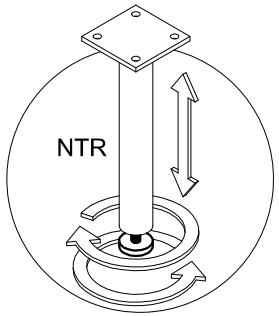
NTR

NT
NT
NTR
NE
NT
NT

NE
NT

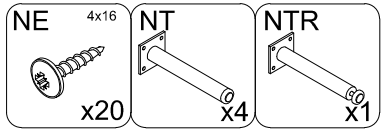
NE
4x16
x20
NT
x4
NTR
x1

11

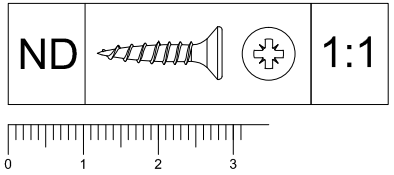
ND
1:1
0
1
2
3

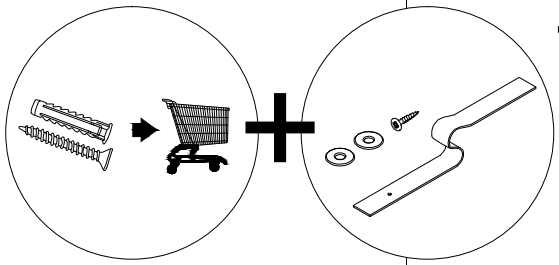

12

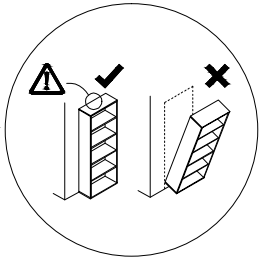

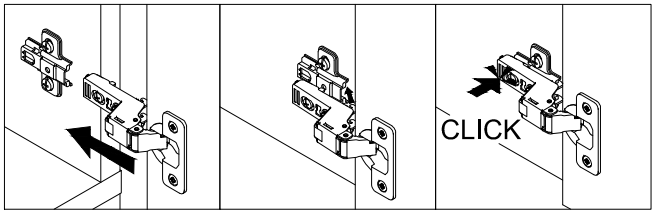
CLICK

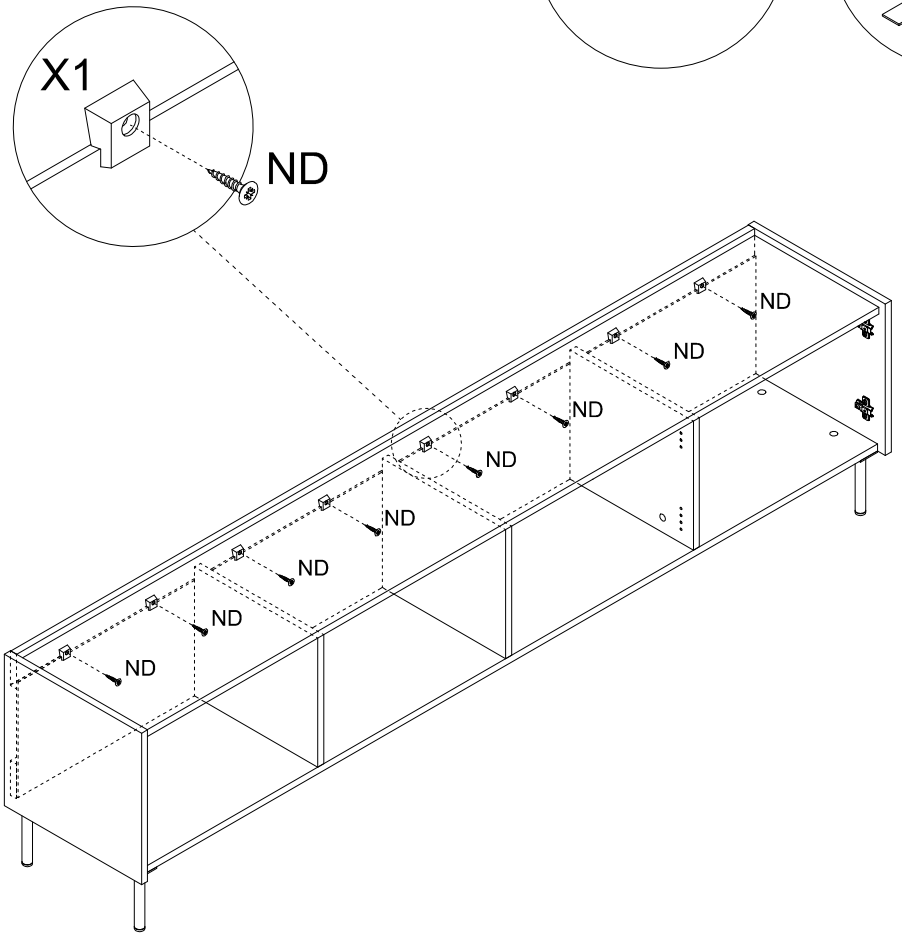
X1
ND
ND
ND
ND
ND
ND
ND
ND
ND

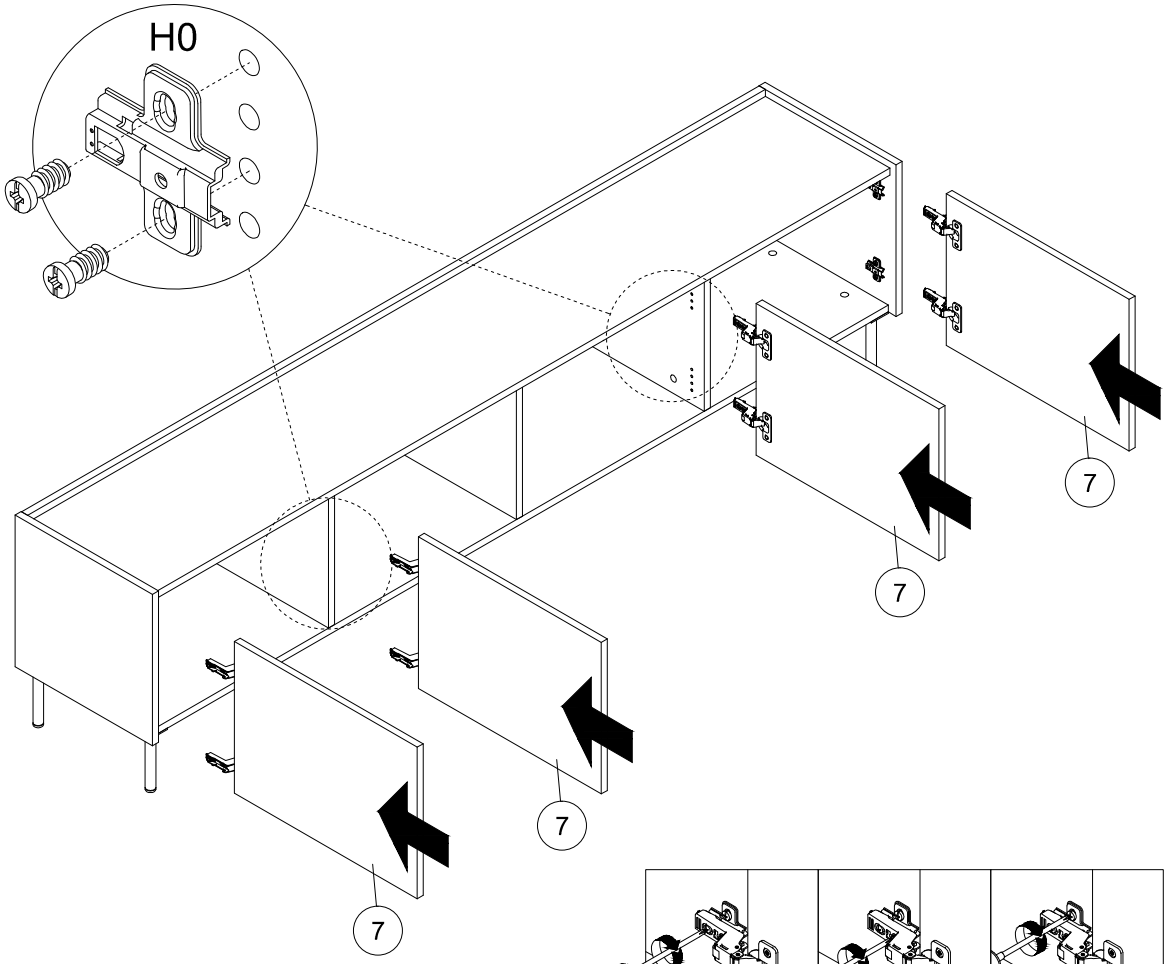
H0
7
7
7

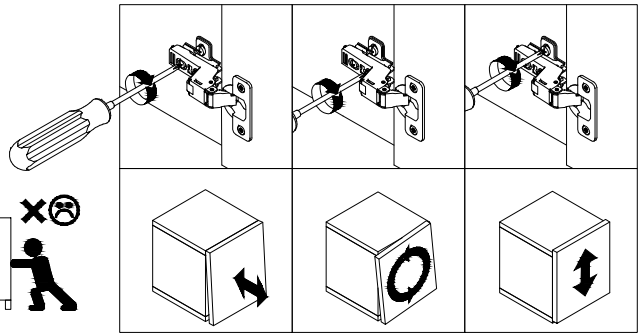

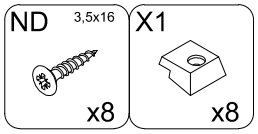
ND
3,5x16
x8
X1
x8



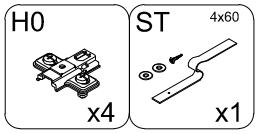
H0
x4
ST
4x60
x1

